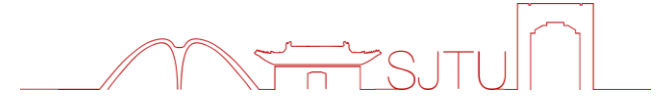




上海交通大学
SHANGHAI JIAO TONG UNIVERSITY



How to add electronic course reserves in Canvas?

饮水思源 · 爱国荣校



How to add electronic course reserves in Canvas

Step One: Enter the course information in the control panel of Canvas





How to add electronic course reserves in Canvas?

Step Two: After entering the course information, select "electronic course reserve" module on the left of the page

图书馆教参对接测试课程

2020-2021 Spring

跳至今天 编辑

课程状态

未发布 已发布

选择主页

查看课程动态

课程设置清单

新公告

学生视图

查看课程分析

七月 2021

28	29	30	1	2	3	4
5	6	7	8	9	10	11
12	13	14	15	16	17	18
19	20	21	22	23	24	25
26	27	28	29	30	31	1
2	3	4	5	6	7	8

作业所占比率未确定。

Select "electronic course reserve"

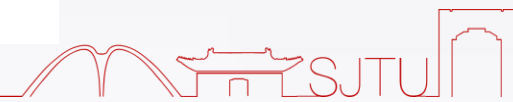




How to add electronic course reserves in Canvas?

Step Three: Select "add new course reserves" on the right of the page

The screenshot displays the Canvas LMS interface for a course titled "图书馆教参对接测试课程" (Library Teaching Reference Connection Test Course). The left sidebar contains navigation links: 帐户 (Account), 控制面板 (Control Panel), 课程 (Courses), 日历 (Calendar), 收件箱 (Inbox), and 帮助 (Help). The main content area shows a list of course items for the 2020-2021 Spring semester, including 主页 (Home), 公告 (Announcements), 作业 (Assignments), 讨论 (Discussions), 评分 (Grades), 用户 (Users), 页面 (Pages), 文件 (Files), 大纲 (Syllabus), 培养目标 (Learning Objectives), 测验 (Quizzes), 单元 (Units), 上传视频 (Upload Video), 课堂视频 (Classroom Video), 电子教参 (Electronic Teaching Reference), 点名签到 (Attendance), 答题互动 (Answer Interaction), and 设置 (Settings). The "电子教参" (Electronic Teaching Reference) item is highlighted with a blue bar. On the right side of the page, a blue button labeled "+添加新教参" (+Add New Teaching Reference) is highlighted with a red rectangular box.





How to add electronic course reserves in Canvas?

Step Four: you can add the course reserve either by querying the library or by manual input

帐户

控制面板

课程

日历

收件箱

帮助

2020-2021 Spring

主页

公告

作业

讨论

评分

用户

页面

文件

大纲

培养目标

测验

单元

上传视频

课堂视频

电子教参

点名签到

答题互动

设置

图书馆教参对接测试课程 > 图书馆教参对接测试课程

书名: 请输入

ISBN: 请输入

著者: 请输入

出版单位: 请输入

查询

重置

+ 手动输入教参

未查询到相关数据

建议您修改相关查询条件重新再试





How to add electronic course reserves in Canvas?

- (1) Add the course reserve by querying the library. Enter any related information such as the title, author, ISBN or publisher to query the book. Check whether there is the right course reserve in the search result. If so, you can directly add the reserve to the list. If not, you can continue the query by adjusting the query criteria or enter the reserve information manually.

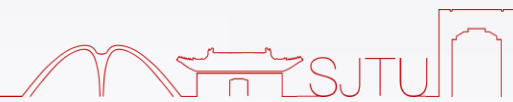
Enter any related information to query

Query results

Click “details” to learn more about the book.
Click “add” and then add the course reserve to the list.

The screenshot displays the library search interface. At the top, there are input fields for '书名' (Book Name), 'ISBN', '著者' (Author), and '出版单位' (Publisher), each with a '请输入' (Please enter) placeholder. Below these fields are buttons for '查询' (Search) and '重置' (Reset). A sidebar on the left contains navigation links: '帐户' (Account), '控制面板' (Control Panel), '课程' (Courses), '日历' (Calendar), '收件箱' (Inbox), and '培养目标' (Training Objectives). The main content area shows a table of search results. The first row is highlighted with a red box, and a red arrow points from the 'Enter any related information to query' text to the search input fields. Another red arrow points from the 'Click “details” to learn more about the book.' text to the '详情' (Details) link in the first row. A third red arrow points from the 'Click “add” and then add the course reserve to the list.' text to the '添加' (Add) link in the first row.

名称	作者	出版社	出版年	操作
Python数据可视化	李明悝 ... 等编著	科学出版社	2021	添加 详情
Python数据可视化方法、实践与应用	王振丽编著	清华大学出版社	2020	添加 详情
Python数据可视化之Matplotlib与Pyecharts	王国平编著	清华大学出版社	2020	添加 详情
Python数据可视化	(美) 马里奥·多布勒, 蒂姆·高德曼著	清华大学出版社	2020	添加 详情
Python数据可视化之美	张杰著	电子工业出版社	2020	添加 详情
Python数据可视化	屈希峰著	机械工业出版社	2020	添加 详情
Python数据可视化之matplotlib精进	刘大成著	电子工业出版社	2019	添加 详情
Python数据可视化之matplotlib实践	刘大成著	电子工业出版社	2018	添加 详情





How to add electronic course reserves in Canvas?

- (2) If the required course reserve cannot be found through the library, you can manually input the related information and then submit.

图书馆教参对接测试课程 > 图书馆教参对接测试课程

2020-2021 Spring

主页
公告
作业
讨论
评分
用户
页面
文件
大纲
培养目标
测验
单元
上传视频
课堂视频
电子教参
点名签到
答题互动
设置

* 书名: 请输入

类型: 教参

ISBN: 请输入

著者: 请输入

出版单位: 请输入

出版年: 请输入

索书号: 请输入

语种: 请输入

取消 保存

Please fill in the relevant information of the course reserve, including the **title**, **ISBN**, **author**, **publisher** and **publication year**.





How to add electronic course reserves in Canvas?

Step Five: Check the list. After adding a course reserve, you can see the list in the electronic course reserve module, and you can continue to add and delete course reserves. Click "view full text" to browse the full text of the course reserve.



图书馆教参对接测试课程 > 图书馆教参对接测试课程

2020-2021 Spring

+添加新教参

序号	名称	作者	出版社	ISBN	出版年	操作
1	建筑结构试验	姚振纲, 刘祖华	同济大学出版社	7-5608-1698-3	1996	查看全文 编辑 详情 删除
2	自动测试技术与计算机仪器系统设计	阮德生	西安电子科技大学出版社	7-5606-0501-X	1997	查看全文 编辑 详情 删除
3	机器人技术基础	孟庆鑫, 王晓东编著	哈尔滨工业大学出版社	7-5603-2328-6	2006	查看全文 编辑 详情 删除
4	工科大学化学实验	胡立江, 尤宏	哈尔滨工业大学出版社	7-5603-1353-1	1999	查看全文 编辑 详情 删除
5	ECharts数据可视化	王大伟著	机械工业出版社	978-7-111-66988-3	2021	查看全文 编辑 详情 删除

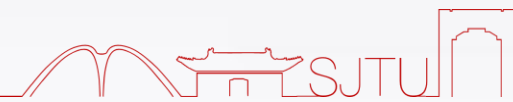
电子教参

点名签到

答题互动

设置

The manually added course reserve information can be edited and modified before being handled by the librarian.





Thank you !

饮水思源 爱国荣校